



District Report Card: 2017


State: Gujarat	District: Bhavnagar
Class: 8	Subject: Mathematics
Schools: 51	Students: 1273


Participation/Coverage


Students

<div>GENDER</div> <div></div>	Boys				Girls			
	Number		%		Number		%	
	606		47.60		667		52.40	

<div>AREA</div> <div></div>	Rural				Urban			
	Number		%		Number		%	
	927		72.82		346		27.18	

<div>CATEGORY</div> <div></div>	SC		ST		OBC		GEN	
	Number	%	Number	%	Number	%	Number	%
	71	5.58	11	0.86	1073	84.29	118	9.27

<div>CWSN</div> <div></div>	LD	VI	HI	S&LD	ID	Oth
	0	0	1	0	4	26

<div>Management</div> <div></div>	Government			Government-aided		
	Number		%	Number		%
	1183		92.93	90		7.07

Average Performance of Students in Mathematics (%)

Overall	Gender		Area		Management		Social Group			
	Male	Female	Rural	Urban	Govt.	Aided	SC	ST	OBC	GEN
55.12	54.59	55.60	59.69	42.87	57.02	30.07	55.12	49.09	55.71	50.28

Performance on Learning Outcomes (LOs)

Learning Outcomes	Description	Average Performance(%)
M601	Solves problems involving large numbers by applying appropriate operations	44.18
M606	Solves problems on daily life situations involving addition and subtraction of fractions / decimals	50.47
M620	Finds out the perimeter and area of rectangular objects in the surroundings like floor of the class room, surfaces of a chalk box etc.	55.89
M621	Arranges given/collected information in the form of table, pictograph and bar graph and interprets them	59.91
M702	Interprets the division and multiplication of fractions	51.53
M705	Solves problems related to daily life situations involving rational numbers	50.75
M706	Uses exponential form of numbers to simplify problems involving multiplication and division of large numbers	53.69
M707	Adds/subtracts algebraic expressions	66.93
M710	Solves problems related to conversion of percentage to fraction and decimal and vice versa	55.57
M717	Finds out approximate area of closed shapes by using unit square grid/graph sheet	42.92
M719	Finds various representative values for simple data from her/his daily life contexts like mean, median and mode	63.12
M721	Interprets data using bar graph	69.70
M801	Generalizes properties of addition, subtraction, multiplication and division of rational numbers through patterns	30.77
M802	Finds rational numbers between two given rational numbers	57.61
M803	Proves divisibility rules of 2, 3,4, 5, 6, 9 and 11	58.49
M804	Finds squares, cubes, square roots and cube roots of numbers using different methods	58.24
M808	Uses various algebraic identities in solving problems of daily life	68.92
M812	Verifies properties of parallelogram and establishes the relationship between them through reasoning	47.35
M818	Finds surface area and volume of cuboidal and cylindrical object	37.83
M819	Draws and interprets bar charts and pie charts	63.86

Range of Performance of Students who Answered Correctly							
Below 30%		30% - 50%		50% - 75%		Above 75%	
Number	%	Number	%	Number	%	Number	%
214	16.81	317	24.90	464	36.45	278	21.84

Lowest Performing Learning Outcomes (LOs)

1 - Generalizes properties of addition, subtraction, multiplication and division of rational numbers through patterns (30.77)

2 - Finds surface area and volume of cuboidal and cylindrical object (37.83)

3 - Finds out approximate area of closed shapes by using unit square grid/graph sheet (42.92)

4 - Solves problems involving large numbers by applying appropriate operations (44.18)

5 - Verifies properties of parallelogram and establishes the relationship between them through reasoning (47.35)